



Flexible Ultra Low Loss Coax Cable Assembly

A40P/SMA Male / SMA Female/DC-26.5 GHz

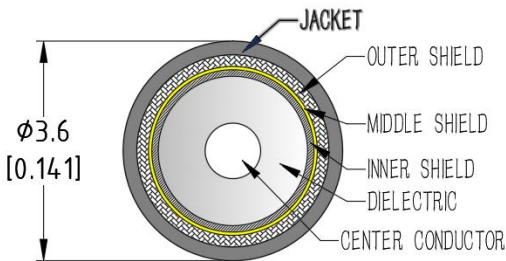

Features:

- Max Frequency 26.5 GHz
- VSWR max of 1.30
- Velocity of Propagation of 76%

Applications:

- Test & Measurement equipment
- Manufacturing lab
- WAN system equipment

Cable Cross Section:



Electrical Characteristics:

Parameter	Min	Typ	Max	Units
Frequency Range	DC		26.5	GHz
VSWR		1.25	1.3	:1
Velocity of propagation		76%		
Shielding Effectiveness	90			dB
Capacitance			81	pF/m
Phase Stability Vs. Flexure		±3	±5	°
Amplitude Stability Vs. Flexure		±0.03	±0.05	dB
Phase Stability Vs. Temperature			550	PPM

Environmental And Physical Characteristics:

Description	Parameter	Units
Cable Diameter	3.6	mm
Cable Jacket	FEP	
Min. Bending Radius	18	mm
Typical Flex life	50000	
Operating Temperature	-55 to +165	°C
Storage Temperature	-55 to +165	°C

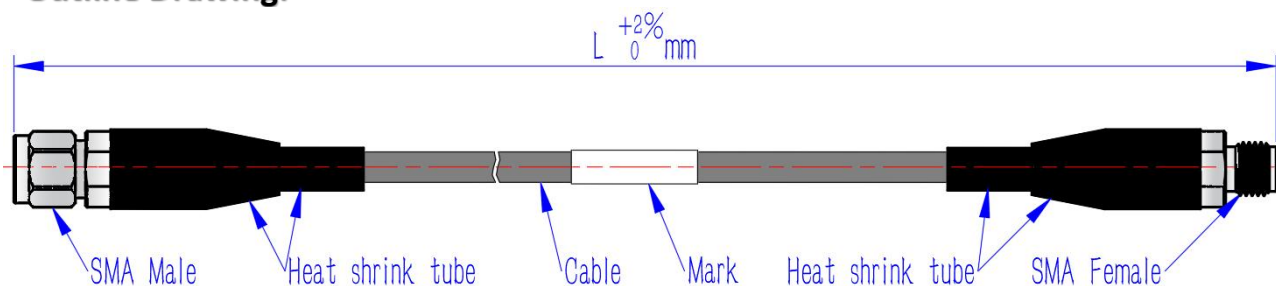
Cable Performance By Frequency

Frequency	2 GHz	4 GHz	6 GHz	8 GHz	10 GHz	12 GHz	18 GHz	26.5 GHz	40 GHz	50 GHz
Insertion Loss (dB/m Max)	0.62	0.88	1.09	1.26	1.41	1.55	1.92	2.35	2.92	3.29
RF Power CW (W Max.)	503	435	353	305	272	142	200	164	132	117

Connectors:

Description	Connector 1	Connector 2
Type	SMA Straight Male	SMA Straight Female
Contact Material And Plating	Brass,Gold	Beryllium Copper,Gold
Dielectric Type	PTFE	PTFE
Body Material And Plating	Passivated Stainless Steel	Passivated Stainless Steel
Insertion Loss (dB Max)	$0.05 * \sqrt{f_GHz}$	$0.05 * \sqrt{f_GHz}$

Outline Drawing:



Ordering Information:

Base Number	Length (Unit meters)	Armour	Phase/delay Matched
A40P-SMAM SMAF	-L	LEAVE BLANK(NOT REQUIRED) -A(默认黑色尼龙铠甲) -AS(不锈钢铠甲) -AP(PUR防水铠甲) -AT(透明铠甲)	LEAVE BLANK(NOT REQUIRED) -XXPS($\pm XX$ PS) -XX°($\pm XX$ °)

Typical Performance Data:

Model:A40P-SMAM SMAF-1m

Frequency	2 GHz		6 GHz		12 GHz		18 GHz		26.5 GHz	
	Typ	Max	Typ	Max	Typ	Max	Typ	Max	Typ	Max
Insertion Loss	0.69	0.76	1.21	1.33	1.73	1.90	2.13	2.34	2.61	2.86
VSWR	1.05	1.10	1.10	1.15	1.15	1.20	1.20	1.25	1.25	1.30

