



## SPDT Electromechanical Switch

Pulse Latching, DC to 40 GHz, TTL, 2.92mm, Indicators, Terminated, Solder Pin

### Electrical Characteristics:

Parameter	Condition
Frequency Range	DC-40GHz
RF Impedance	50 Ohms
Operation Mode	Pulse Latching
Switch Sequence	Break before make
Switching time	15 ms Max
Standard Actuator Life	5 million Min
TTL Voltage	0-0.8 V(OFF) 2.4-5 V(ON)
Actuator voltage Available	12 24 28 V
Actuator current	200 100 80 mA
Indicator Specifications	Max withstand voltage: 60V Max current capacity: 100mA Max "ON" resistance: 16Ω
Termination Power CW	2 W



Available with USB & Ethernet Control!

### RF Specifications:

Frequency (GHz)	DC-6	6-12	12-18	18-26.5	26.5-40
Insertion Loss (dB max.)	0.20	0.25	0.40	0.70	1.00
Isolation (dB min.)	70	70	60	55	50
VSWR (max.)	1.2:1	1.3:1	1.4:1	1.7:1	2.0:1
RF Power CW (Watts max.)	80	50	45	15	8

### Environmental And Physical Characteristics:

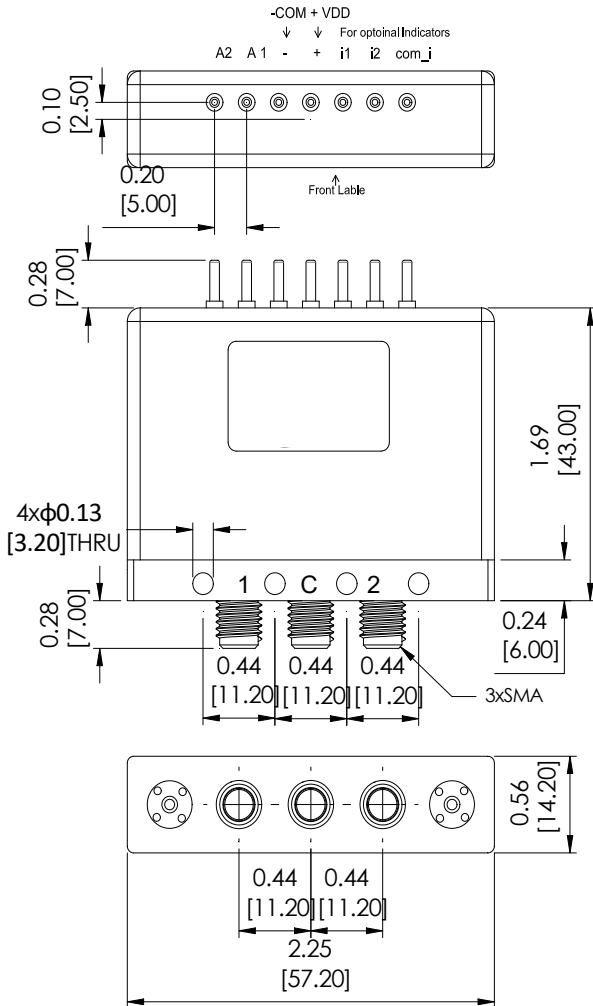
Parameter	Condition
Operating Temperature	-25°C to +65°C (Standard ) -55°C to +85°C (Optional)
Vibration (operating)	10G RMS, 20-2000HZ
Shock (non operating)	50G, 1/2 Sine, 12msec
Connector Type	2.92mm Female
Control Connector	Solder Pin
Weight	100g Max



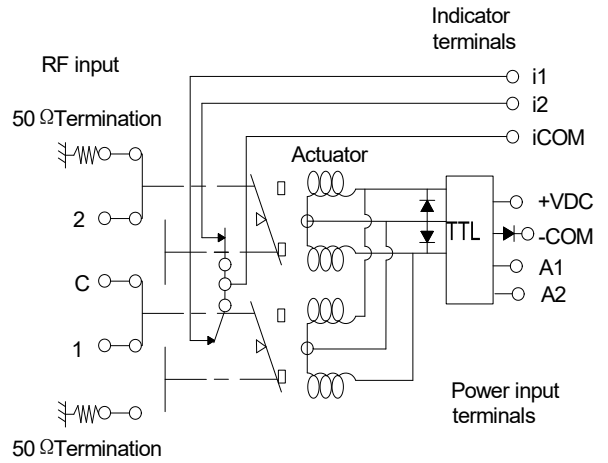
# SPDT Electromechanical Switch

## Outline Drawing:

Unit: Inch(mm)



## Schematic:



## Outline Drawing:

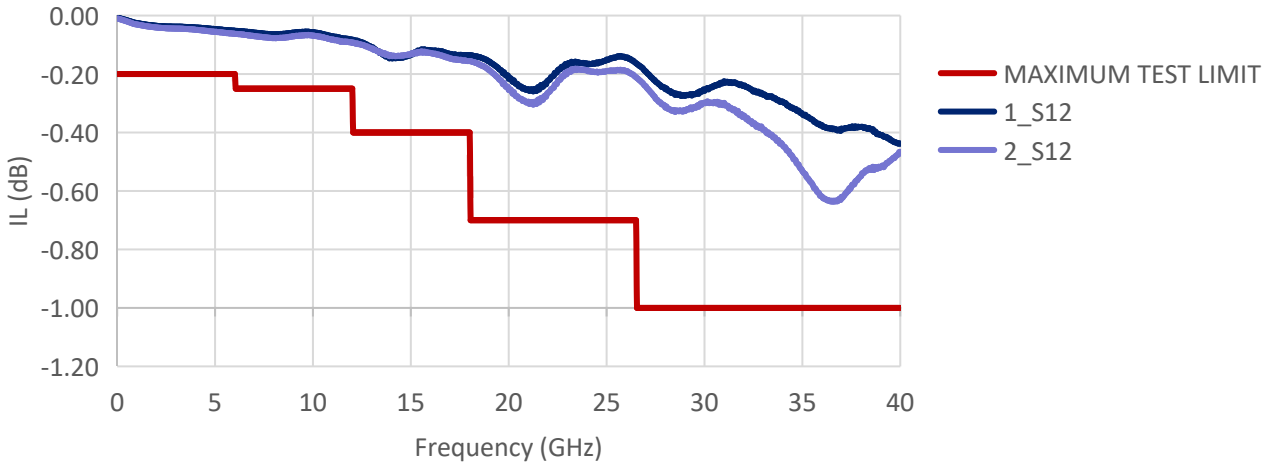
Model	Actuator voltage	Option
R12-KL12T40-TI	12 V	-S(-55°C - +85°C)
R12-KL24T40-TI	24 V	
R12-KL28T40-TI	28 V	



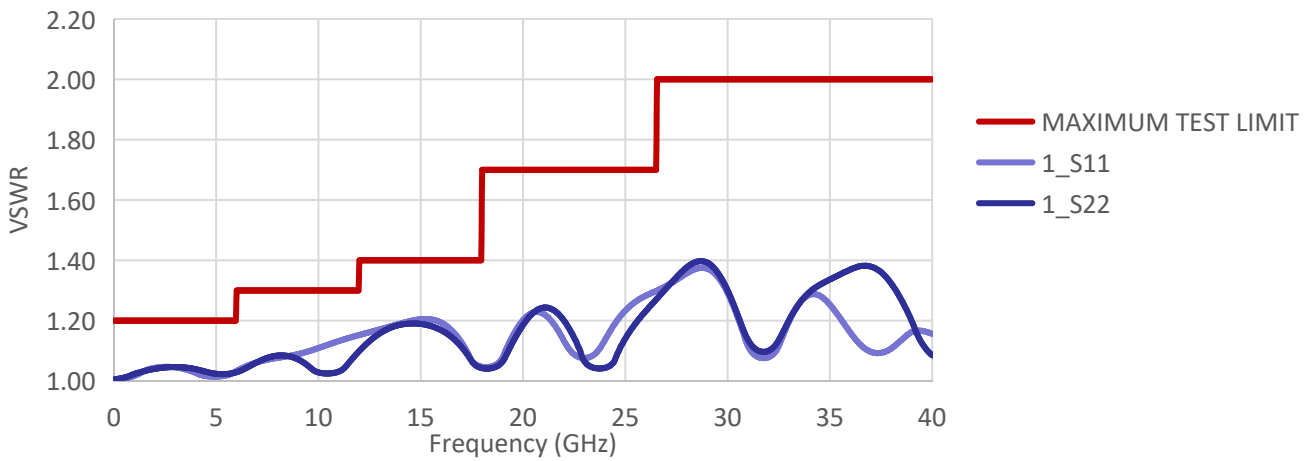
# SPDT Electromechanical Switch

## Typical Performance Data:

### INSERTION LOSS



### VSWR



### ISOLATION

