



## SPDT Electromechanical Switch

### Failsafe, DC to 18 GHz, TTL, SMA, Terminated, Solder Pin

#### Electrical Characteristics:

Parameter	Condition
Frequency Range	DC-18GHz
RF Impedance	50 Ohms
Operation Mode	Failsafe
Switch Sequence	Break before make
Switching time	15 ms Max
Standard Actuator Life	5 million (min)
TTL Voltage	0-0.8 V(OFF) 2.4-5V(ON)
Actuator voltage Available	12 24 28 V
Actuator current	380 200 170 mA
Termination Power CW	2 W



#### RF Specifications:

Frequency (GHz)	DC-6	6-12	12-18
Insertion Loss (dB max.)	0.2	0.25	0.4
Isolation (dB min.)	70	70	60
VSWR (max.)	1.2:1	1.3:1	1.4:1
RF Power CW (Watts max.)	80	60	50

#### Environmental And Physical Characteristics:

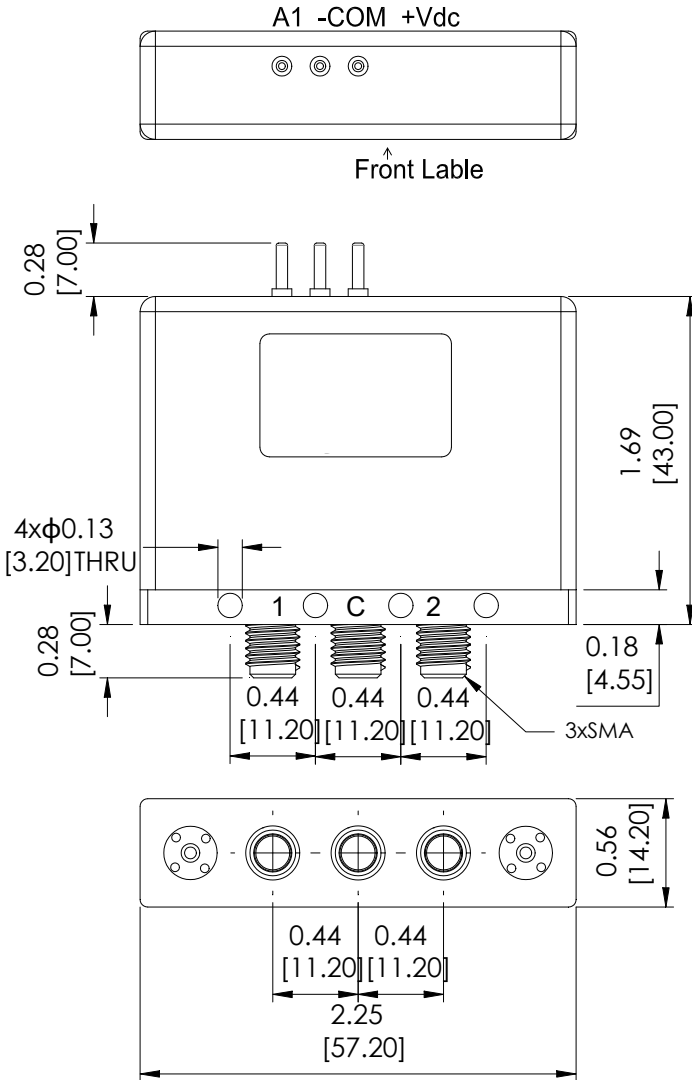
Parameter	Condition
Operating Temperature	-25°C to +65°C(Standard ) -55°C - +85°C(Optional)
Vibration(operating)	10G RMS, 20-2000HZ
Shock(non operating)	50G, 1/2Sine, 12msec
Connector Type	SMA Female
Control Connector	Solder Pin
Weight	100g



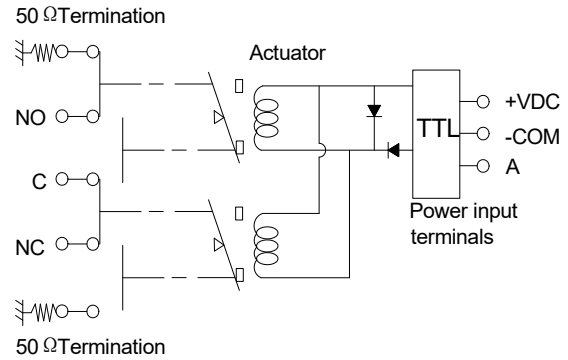
# SPDT Electromechanical Switch

## Outline Drawing:

Unit: Inch(mm)



## Schematic:



## Outline Drawing:

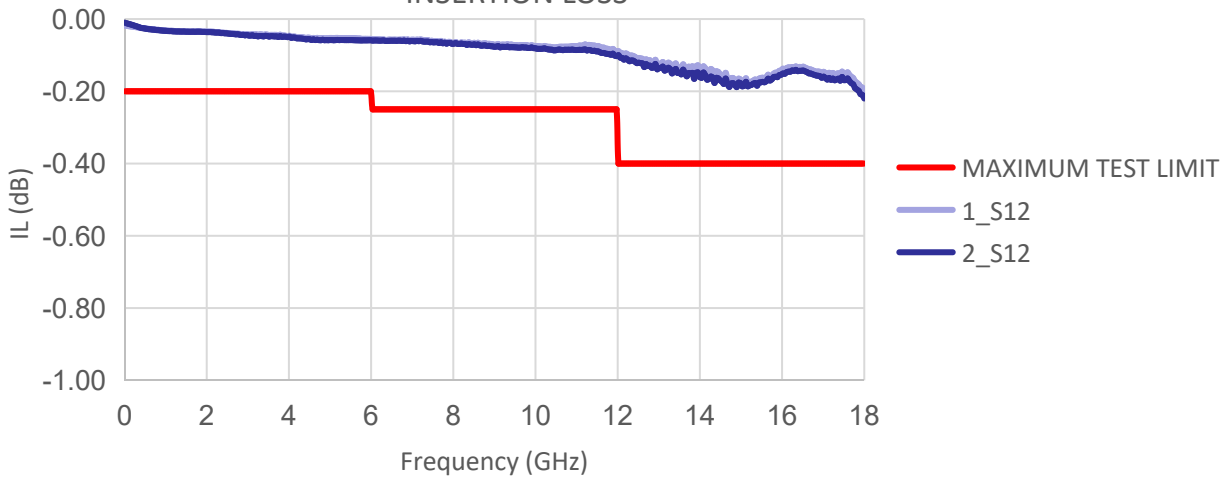
Model	Actuator voltage	Option
R12-SF12T18-T	12 V	-S(-55°C - +85°C)
R12-SF24T18-T	24 V	
R12-SF28T18-T	28 V	



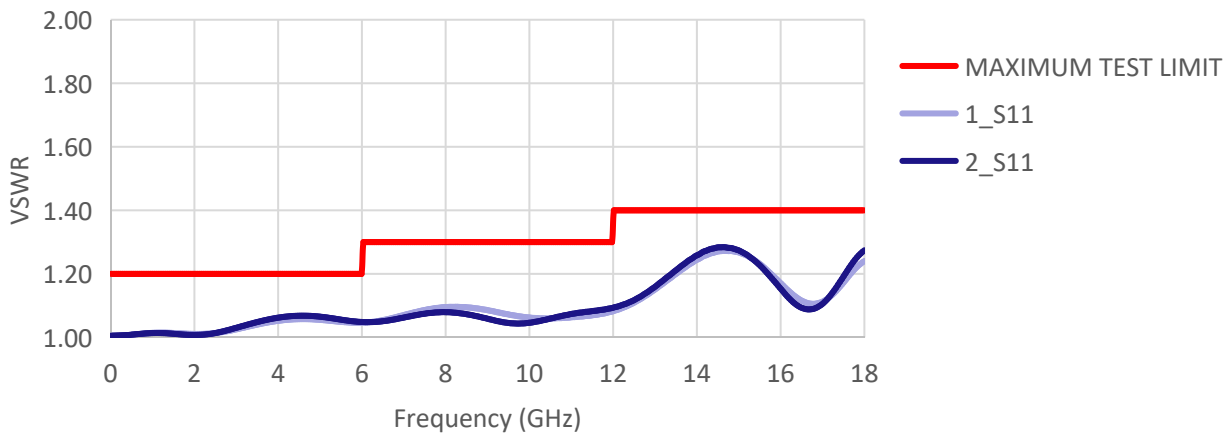
# SPDT Electromechanical Switch

## Typical Performance Data:

### INSERTION LOSS



### VSWR



### ISOLATION

