



DPDT Electromechanical Switch

Pulse Latching, DC to 40 GHz, 2.92mm, D-SUB

Electrical Characteristics:

Parameter	Condition
Frequency Range	DC-40 GHz
RF Impedance	50 Ohms
Operation Mode	Pulse Latching
Switch Sequence	Break before make
Switching time	15 ms Max
Standard Actuator Life	2 million Min
Actuator voltage Available	12 24 28 V
Actuator current	380 200 180 mA



RF Specifications:

Frequency (GHz)	DC-6	6-12	12-18	18-26.5	26.5-40
Insertion Loss (dB max.)	0.20	0.30	0.40	0.70	1.00
Isolation (dB min.)	70	70	60	55	50
VSWR (max.)	1.3:1	1.4:1	1.5:1	1.7:1	2.0:1
RF Power CW (Watts max.)	80	50	45	15	8

Environmental And Physical Characteristics:

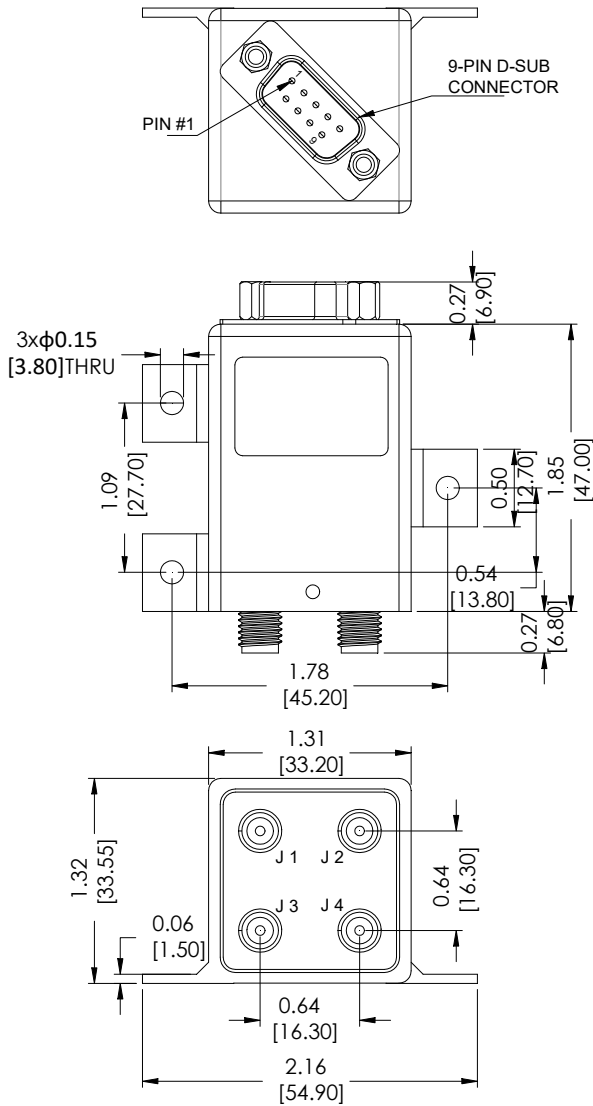
Parameter	Condition
Operating Temperature	-25°C to +65°C (Standard) -55°C to +85°C (Optional)
Vibration (operating)	10G RMS, 20-2000HZ
Shock (non operating)	50G, 1/2 Sine, 12msec
Connector Type	2.92mm Female
Control Connector	D-SUB 9PIN Male
Weight	120 g Max



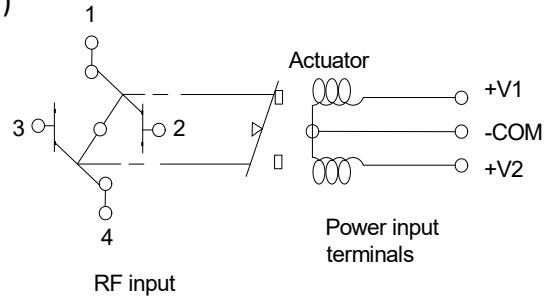
DPDT Electromechanical Switch

Outline Drawing:

Unit: Incn(mm)



Schematic:



9 PIN D-SUB		RF Connect Used
Pin NO	FUNCTION	DPDT
1	V1+	POS1:J1-J3,J2-J4
2	V2+	POS2:J1-J2,J3-J4
3	-COM	
4	NC	
5	NC	
6	NC	
7	NC	
8	NC	
9	NC	

Outline Drawing:

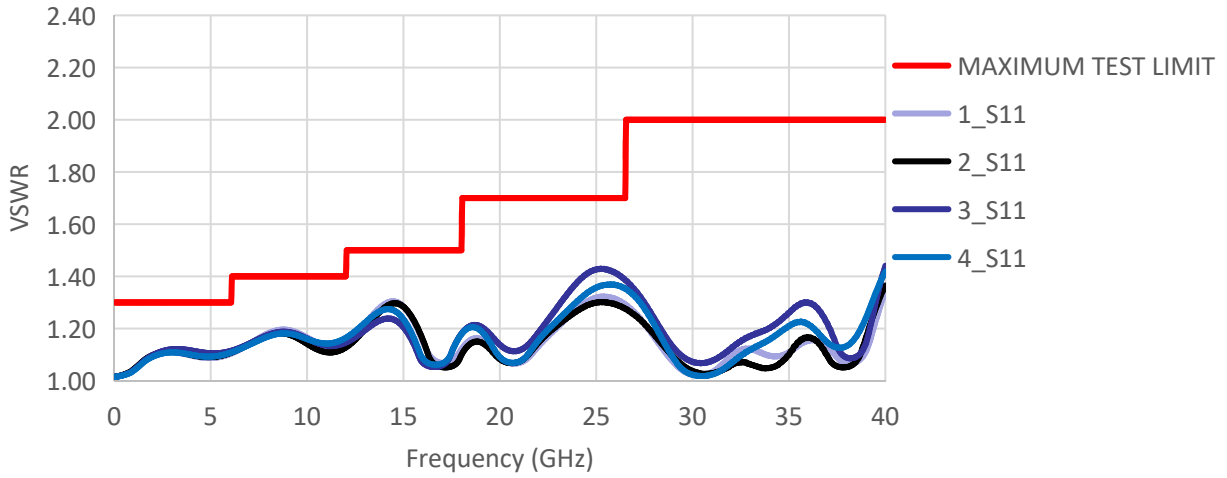
Model	Actuator voltage	Option
R22-SL12040-D	12 V	-S(-55°C - +85°C)
R22-SL24040-D	24 V	
R22-SL28040-D	28 V	



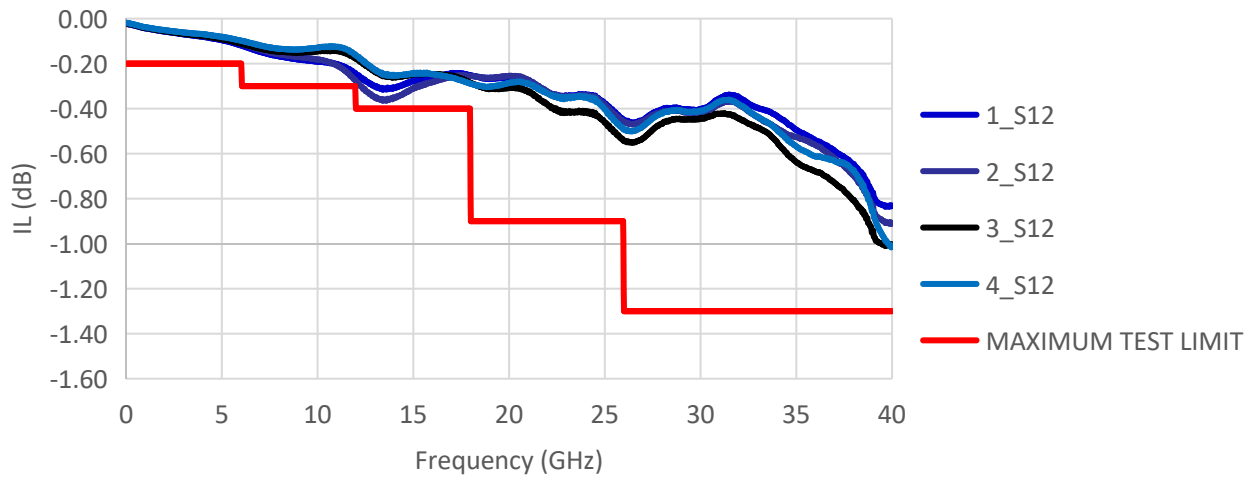
DPDT Electromechanical Switch

Typical Performance Data:

VSWR



INSERTION LOSS



ISOLATION

