



## SPDT Electromechanical Switch

### Failsafe, DC to 18 GHz, SMA, D-SUB

#### Electrical Characteristics:

Parameter	Condition
Frequency Range	DC-18GHz
RF Impedance	50 Ohms
Operation Mode	Failsafe
Switch Sequence	Break before make
Switching time	15 ms Max
Standard Actuator Life	5 million Min
Actuator voltage Available	12    24    28 V
Actuator current	200    100    80 mA



#### RF Specifications:

Frequency (GHz)	DC-6	6-12	12-18
Insertion Loss (dB max.)	0.2	0.25	0.4
Isolation (dB min.)	70	70	60
VSWR (max.)	1.2:1	1.3:1	1.4:1
RF Power CW (Watts max.)	80	60	50

#### Environmental And Physical Characteristics:

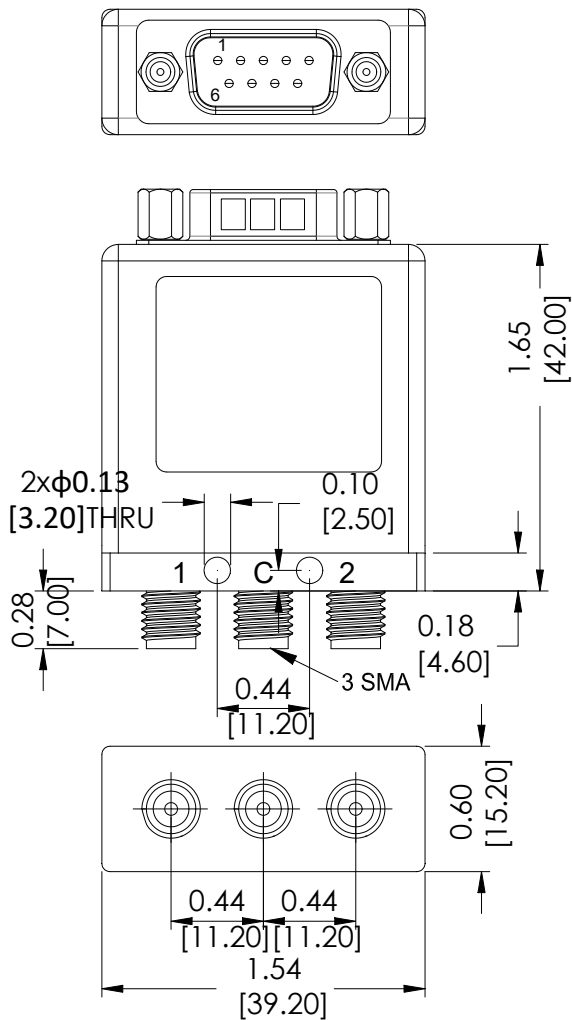
Parameter	Condition
Operating Temperature	-25°C to +65°C (Standard ) -55°C - +85°C (Optional)
Vibration (operating)	10G RMS, 20-2000HZ
Shock (non operating)	50G, 1/2 Sine, 12msec
Connector Type	SMA Female
<input type="checkbox"/> Control Connector	D-SUB 9PIN Male
Weight	80 g Max



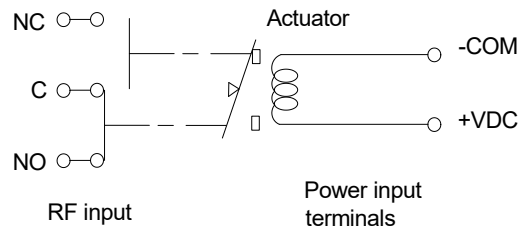
# SPDT Electromechanical Switch

## Outline Drawing:

Unit: inch(mm)



## Schematic:



9 PIN D-SUB		RF Connect Used
Pin NO	FUNCTION	SP2T
1	V+	1 (NO)
2	NC	
3	-COM	
4	NC	
5	NC	
6	NC	
7	NC	
8	NC	
9	NC	

## Outline Drawing:

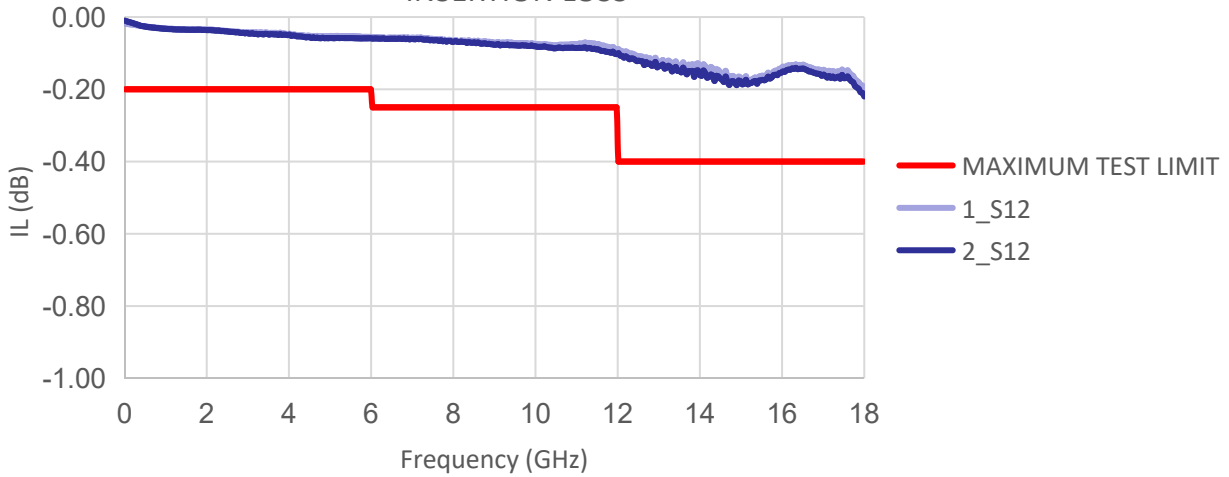
Model	Actuator voltage	Option
R12-SF12018-D	12 V	-S(-55°C - +85°C)
R12-SF24018-D	24 V	
R12-SF28018-D	28 V	



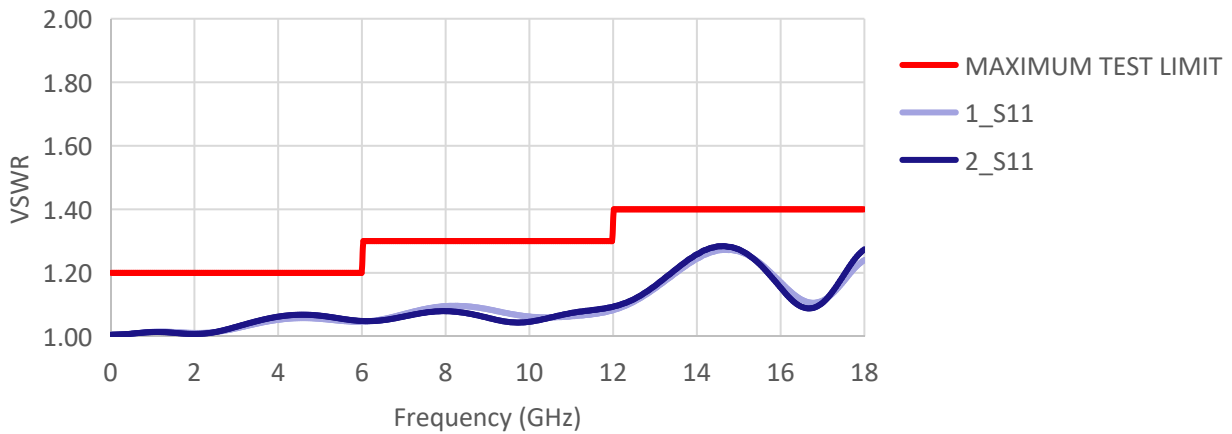
# SPDT Electromechanical Switch

## Typical Performance Data:

### INSERTION LOSS



### VSWR



### ISOLATION

